



**U.S. GRAINS  
COUNCIL**

# Ethanol Market And Pricing Data

[www.grains.org](http://www.grains.org)

**June 25, 2025**

Reports available at [https://grains.org/ethanol\\_report/](https://grains.org/ethanol_report/).

## **CONTENTS**

|                                             |    |
|---------------------------------------------|----|
| Ethanol, Fuels and Co-Product Pricing ..... | 2  |
| Tariff Rates .....                          | 15 |
| Additional Market Resources .....           | 17 |

---

**For more information on the contents of this publication or the U.S. Grains Council, its mission and programs, please contact the U.S. Grains Council at (202) 789-0789.**

*The U.S. Grains Council is a private, non-profit partnership of producers and agribusinesses committed to building and expanding international markets for U.S. barley, corn, grain sorghum and their products. The Council is headquartered in Washington, D.C. and has ten international offices that oversee programs in more than 50 countries. Financial support from our private industry members, including state checkoffs, agribusinesses, state entities and others, triggers federal matching funds from the USDA resulting in a combined program value of more than \$26 million.*

## Ethanol, Fuels and Co-Product Pricing

| Comparative Pricing for Fuels and Co-Products - \$/Gallon |               |                    |               |                           |                           |
|-----------------------------------------------------------|---------------|--------------------|---------------|---------------------------|---------------------------|
| Product                                                   | Current price | Prior week average | Previous year | % change (week over week) | % change (year over year) |
| <b>Ethanol</b>                                            |               |                    |               |                           |                           |
| Ethanol (FOB Gulf)                                        | \$1.723       | \$1.750            | \$2.103       | -1.5%                     | -18.1%                    |
| Anhydrous Ethanol (FOB Santos, Brazil)                    | \$2.086       | \$2.089            | \$2.072       | -0.1%                     | 0.7%                      |
| Hydrous Ethanol (FOB Santos, Brazil)                      | \$1.922       | \$1.904            | \$1.920       | 1.0%                      | 0.1%                      |
| Anhydrous - Hydrous Spread                                | \$0.164       | \$0.185            | \$0.151       | -11.3%                    | 8.8%                      |
| Gulf discount/premium from Santos                         | -\$0.364      | -\$0.339           | \$0.031       | 7.2%                      | -1267.1%                  |
| Ethanol (FOB PNW)                                         | \$1.810       | \$1.866            | \$2.122       | -3.0%                     | -14.7%                    |
| <b>Gasoline/Chemical components &amp; additives</b>       |               |                    |               |                           |                           |
| MTBE (FOB Gulf)                                           | \$2.047       | \$1.973            | \$2.755       | 3.8%                      | -25.7%                    |
| MTBE Premium/Discount to Ethanol (FOB Gulf)               | \$0.325       | \$0.223            | \$0.652       | 5.3%                      | -7.6%                     |
| <b>"Aromatic" Octane Enhancers (BTX)</b>                  |               |                    |               |                           |                           |
| Benzene (FOB U.S. Gulf)                                   | \$2.698       | \$2.657            | \$3.867       | 1.5%                      | -30.2%                    |
| Toluene NITN (FOB U.S. Gulf)                              | \$2.932       | \$2.901            | \$3.275       | 1.1%                      | -10.5%                    |
| Mixed Xylene (FOB U.S. Gulf)                              | \$2.974       | \$2.946            | \$3.250       | 1.0%                      | -8.5%                     |
| Weighted Average Aromatic Price (BTX)                     | \$2.928       | \$2.897            | \$3.333       | 1.1%                      | -12.2%                    |
| Gasoline (FOB Gulf)                                       | \$2.167       | \$2.099            | \$2.213       | 3.3%                      | -2.1%                     |

Source: World Perspectives, Inc.

## Comparative Pricing for Fuels and Co-Products - \$/Liter

| Product                                             | Current price | Prior week average | Previous year | % change (week over week) | % change (year over year) |
|-----------------------------------------------------|---------------|--------------------|---------------|---------------------------|---------------------------|
| <b>Ethanol</b>                                      |               |                    |               |                           |                           |
| Ethanol (FOB Gulf)                                  | \$0.455       | \$0.462            | \$0.555       | -1.5%                     | -18.1%                    |
| Anhydrous Ethanol (FOB Santos, Brazil)              | \$0.551       | \$0.552            | \$0.547       | -0.1%                     | 0.7%                      |
| Hydrous Ethanol (FOB Santos, Brazil)                | \$0.508       | \$0.503            | \$0.507       | 1.0%                      | 0.1%                      |
| Anhydrous - Hydrous Spread                          | \$0.043       | \$0.049            | \$0.040       | -11.3%                    | 8.8%                      |
| Gulf discount/premium from Santos                   | -\$0.096      | -\$0.090           | \$0.008       | 7.2%                      | -1267.1%                  |
| Ethanol (FOB PNW)                                   | \$0.478       | \$0.493            | \$0.561       | -3.0%                     | -14.7%                    |
| <b>Gasoline/Chemical components &amp; additives</b> |               |                    |               |                           |                           |
| MTBE (FOB Gulf)                                     | \$0.541       | \$0.521            | \$0.728       | 3.8%                      | -25.7%                    |
| MTBE Premium/Discount to Ethanol (FOB Gulf)         | \$0.086       | \$0.059            | \$0.172       | 5.3%                      | -7.6%                     |
| <b>"Aromatic" Octane Enhancers (BTX)</b>            |               |                    |               |                           |                           |
| Benzene (FOB U.S. Gulf)                             | \$0.713       | \$0.702            | \$1.022       | 1.5%                      | -30.2%                    |
| Toluene NITN (FOB U.S. Gulf)                        | \$0.775       | \$0.766            | \$0.865       | 1.1%                      | -10.5%                    |
| Mixed Xylene (FOB U.S. Gulf)                        | \$0.786       | \$0.778            | \$0.858       | 1.0%                      | -8.5%                     |
| Weighted Average Aromatic Price (BTX)               | \$0.773       | \$0.765            | \$0.881       | 1.1%                      | -12.2%                    |
| Gasoline (FOB Gulf)                                 | \$0.573       | \$0.554            | \$0.585       | 3.3%                      | -2.1%                     |

Source: World Perspectives, Inc.

## FOB and Estimated CNF Ethanol Prices, \$/MT

| Product                        | Current price | Prior week average | Previous year | WW % Change | Y/Y % Change |
|--------------------------------|---------------|--------------------|---------------|-------------|--------------|
| <b>FOB Prices</b>              |               |                    |               |             |              |
| Ethanol, FOB U.S. Gulf         | \$581.99      | \$591.11           | \$710.37      | -1.5%       | -18.1%       |
| Ethanol, FOB PNW               | \$611.49      | \$630.41           | \$716.89      | -3.0%       | -14.7%       |
| Ethanol, FOB Brazil            | \$649.32      | \$643.11           | \$648.81      | 1.0%        | 0.1%         |
| <b>Estimated CNF Prices</b>    |               |                    |               |             |              |
| U.S. Gulf - EC Mexico          | \$611.91      | \$604.57           | \$730.41      | 1.2%        | -16.2%       |
| U.S. Gulf - Brazil, North      | \$629.10      | \$625.97           | \$756.91      | 0.5%        | -16.9%       |
| U.S. Gulf - Brazil, South      | \$643.39      | \$636.52           | \$771.04      | 1.1%        | -16.6%       |
| U.S. Gulf - Peru               | \$647.39      | \$637.08           | \$778.79      | 1.6%        | -16.9%       |
| U.S. Gulf - W. Coast Cent. Am. | \$640.44      | \$631.12           | \$772.21      | 1.5%        | -17.1%       |
| U.S. Gulf - China              | \$638.53      | \$635.48           | \$767.04      | 0.5%        | -16.8%       |
| U.S. Gulf - Europe             | \$612.18      | \$615.25           | \$745.44      | -0.5%       | -17.9%       |
| U.S. Gulf - South Korea        | \$645.40      | \$638.67           | \$770.26      | 1.1%        | -16.2%       |
| U.S. Gulf - Saudi Arabia       | \$664.18      | \$678.36           | \$805.20      | -2.1%       | -17.5%       |
| U.S. Gulf - Philippines        | \$652.65      | \$644.10           | \$777.10      | 1.3%        | -16.0%       |
| U.S. Gulf - Singapore          | \$665.15      | \$656.22           | \$800.95      | 1.4%        | -17.0%       |
| U.S. Gulf - India              | \$681.78      | \$669.24           | \$819.06      | 1.9%        | -16.8%       |
| U.S. Gulf - West Africa        | \$613.90      | \$618.62           | \$753.29      | -0.8%       | -18.5%       |
| U.S. Gulf - Morocco            | \$609.55      | \$615.28           | \$748.37      | -0.9%       | -18.6%       |
| U.S. Gulf - Algeria            | \$611.10      | \$616.47           | \$750.12      | -0.9%       | -18.5%       |
| U.S. Gulf - Egypt              | \$616.06      | \$620.27           | \$755.72      | -0.7%       | -18.5%       |
| U.S. PNW - WC Mexico           | \$630.48      | \$649.23           | \$746.03      | -2.9%       | -15.5%       |
| U.S. PNW - Singapore           | \$670.07      | \$679.93           | \$799.96      | -1.4%       | -16.2%       |
| U.S. PNW - S. Korea            | \$656.39      | \$671.60           | \$796.65      | -2.3%       | -17.6%       |
| U.S. PNW - Philippines         | \$661.48      | \$672.64           | \$787.65      | -1.7%       | -16.0%       |
| U.S. PNW - India               | \$721.37      | \$716.44           | \$836.58      | 0.7%        | -13.8%       |
| Brazil - Singapore             | \$715.92      | \$696.80           | \$697.29      | 2.7%        | 2.7%         |
| Brazil - S. Korea              | \$731.49      | \$708.29           | \$754.94      | 3.3%        | -3.1%        |
| Brazil - Europe                | \$696.05      | \$692.71           | \$702.72      | 0.5%        | -0.9%        |
| Brazil - China                 | \$732.57      | \$707.38           | \$752.07      | 3.6%        | -2.6%        |
| Brazil - India                 | \$708.32      | \$689.13           | \$723.99      | 2.8%        | -2.2%        |

Source: World Perspectives, Inc.

Note: estimated cost and freight (C&F) prices are based on information believed to be reliable and accurate. Estimates for some routes may be based on mathematical inference and not actual market offers. Terms of trade and market conditions may cause actual prices to vary from these estimates.

**Market Outlook:** U.S. ethanol prices ended last week 0.6 percent lower and retreated further in early week trading to fall 1.2 percent through Tuesday's close. Midwest wholesale rack ethanol prices were lower to end last week and were down 1.3 percent through Tuesday's market close to their last quote of 47.99 cents/liter (181.65 cents/gallon).

FOB Houston ethanol prices finished last week 6.7 percent lower and are down 1.3 percent through Tuesday's trading from Friday's close. FOB Houston ethanol prices are quoted at 45.51 cents/liter (172.27 cents/gallon). FOB Santos, Brazil anhydrous ethanol prices were lower last week; they are down in early week trading, falling 0.1 percent to 55.11 cents/liter (208.63 cents/gallon) through Tuesday's close.

The FOB Gulf-Santos, Brazil ethanol spread has widened from last week's close through Tuesday's trading and is currently at -9.61 cents/liter (-36.36 cents/gallon).

MTBE prices rose 0.2 percent last week and extended that strength in early week trading to gain 3.4 percent from Friday's close through Tuesday's trading. MTBE's premium to FOB Houston ethanol has increased from last week's report and stands at 8.37 cents/liter (31.68 cents/gallon).

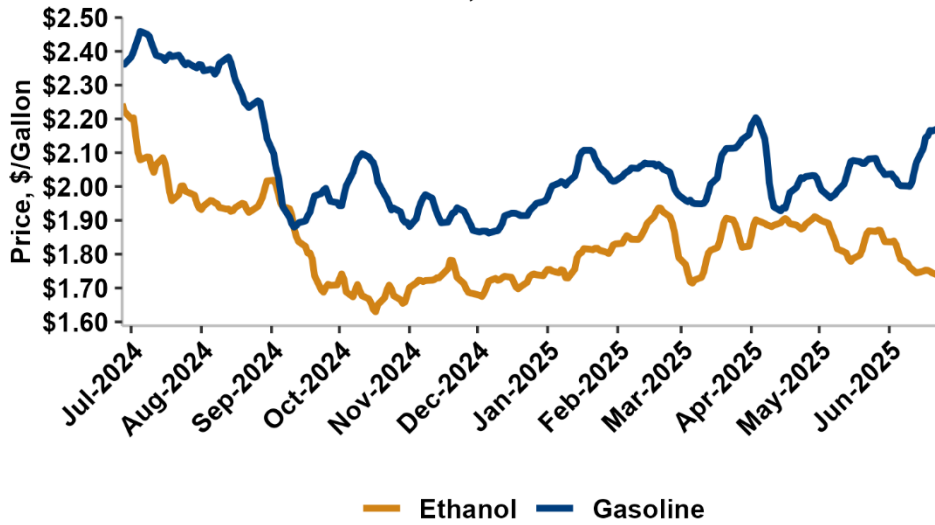
BTX component prices were sharply higher last week and continued that trend through Tuesday's market close: Benzene was up 1.5 percent while Toluene was up 1 percent, and Xylene was up 0.9 percent. The estimated weighted average aromatic price is currently 77.28 cents/liter (292.53 cents/gallon), up from last Friday's close. The BTX-Houston ethanol spread widened last week, and the weighted average BTX price is 31.77 cents/liter (120.26 cents/gallon) higher than the FOB Houston ethanol price.

Gasoline and petroleum products were higher last week but pulled back sharply in early week trade. RBOB futures are down 10.3 percent to start the week while FOB Prices for 87 CBOB and 87 conventional gasoline are down 11.2 and 11.1 percent, respectively. WTI futures are 12.5 percent lower at \$64.62/barrel while Brent futures are down 12.2 percent to \$66.3/barrel, from Friday through Tuesday's close.

Liquid tanker rates are 26 percent higher on average this week with offers for the U.S. Gulf to the East Coast of Mexico seeing the largest gains (up 122 percent). Freight from the U.S. Gulf to Saudi Arabia saw the largest declines and is down 6 percent from last week. On average, tanker freight from the U.S. Gulf is up 36 percent this week while freight from the PNW has posted an 18 percent increase. Liquid tanker freight rates from Brazil are up 20 percent, on average, this week. Freight rates across all origins are 11 percent lower than this same week in 2024.

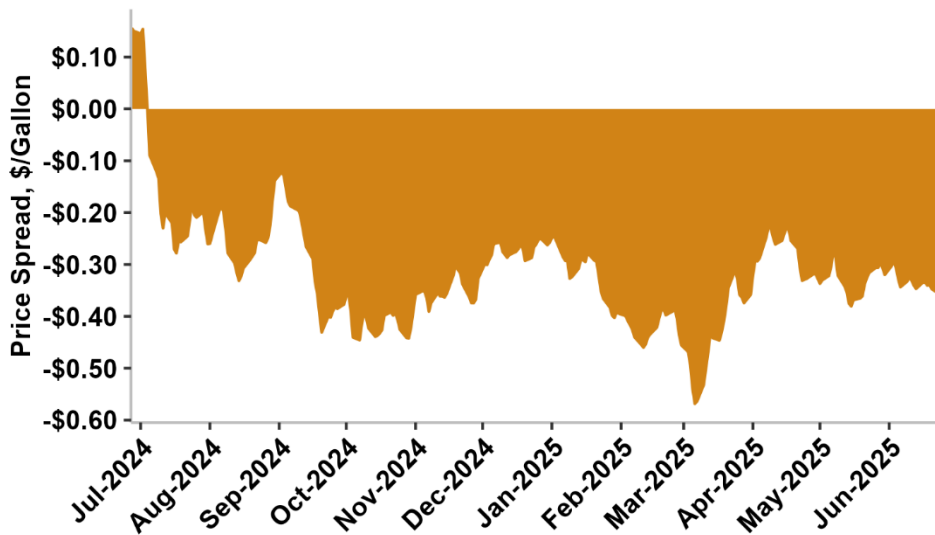
On a cost-and-freight (C&F) basis, offers are mostly higher this week as higher freight rates offset the lower FOB offers for ethanol. Prices for ethanol C&F to Central America from the U.S. Gulf are up 1.4 percent this week and are down 16.7 percent from this same week in 2024. Values for PNW ethanol to Southeast Asia average \$662.65/MT this week, down 1.8 percent from the prior week and down 16.6 percent year-over-year. That compares to U.S. Gulf to Southeast Asia C&F prices that average \$654.4/MT and are up 1.2 percent from last week but are down 16.4 percent year-over-year. C&F prices for Brazilian ethanol to Southeast Asia are up 2.5 percent from last week.

### Rolling 52-Week Ethanol and Gasoline Prices, FOB Houston



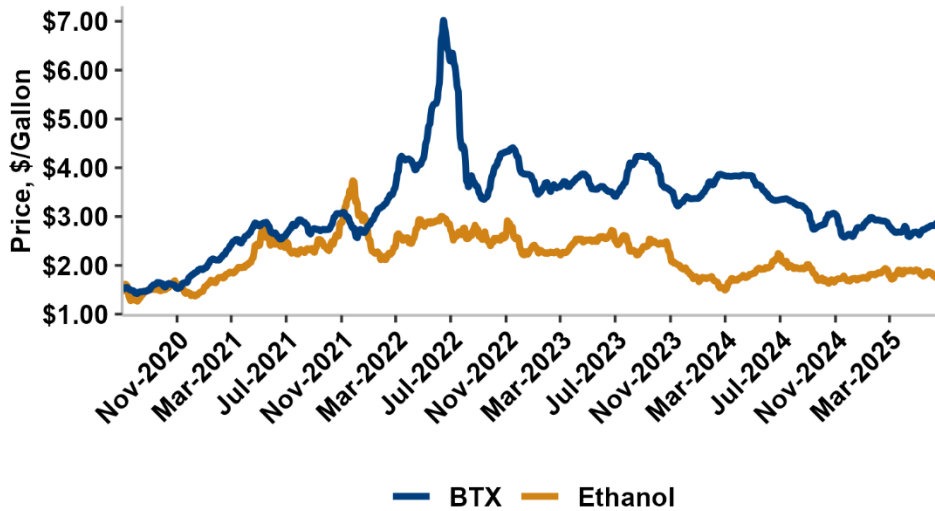
Source: World Perspectives, Inc.

### Rolling 52-Week FOB Houston - FOB Santos, Brazil Ethanol Price Spread



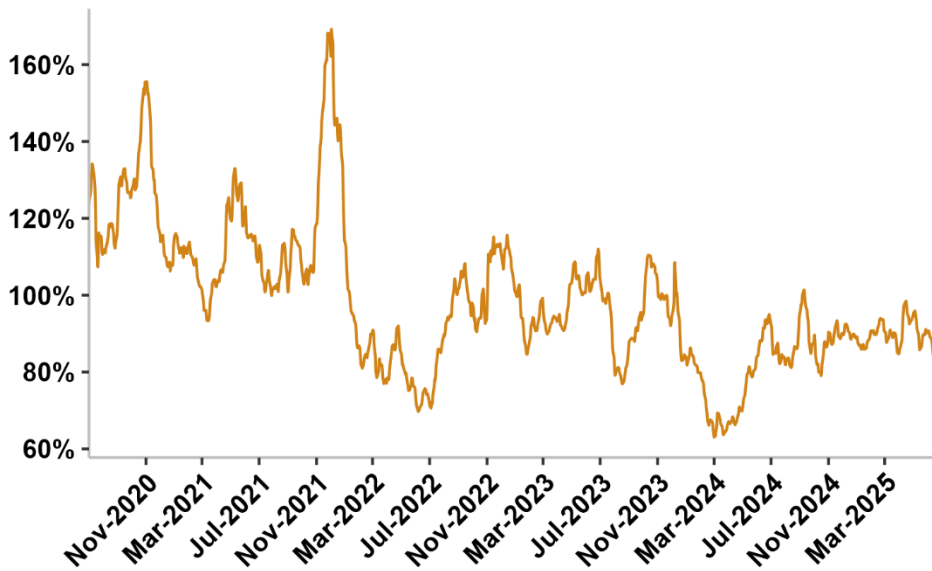
Source: World Perspectives, Inc.

### Daily Weighted Average BTX and Ethanol Prices, FOB U.S. Gulf



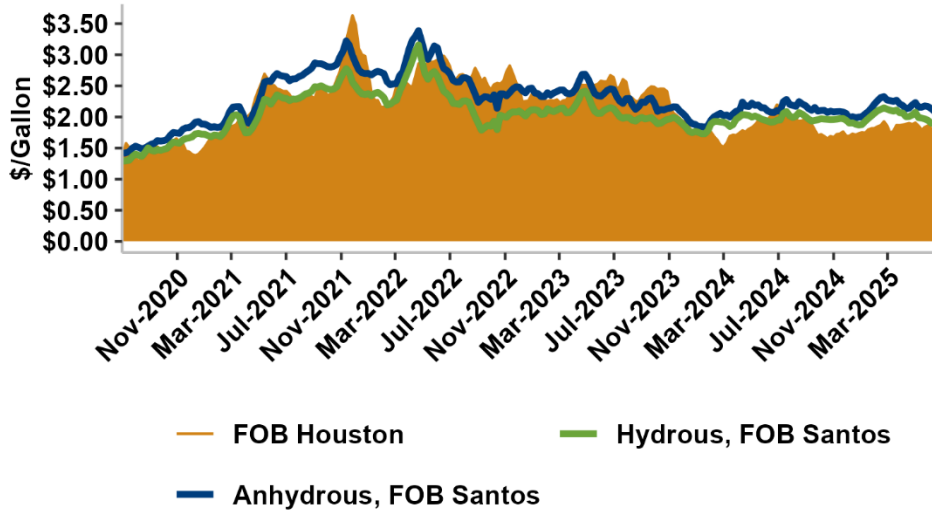
Source: World Perspectives, Inc.

### Ethanol as % of Gasoline, FOB U.S. Gulf Prices



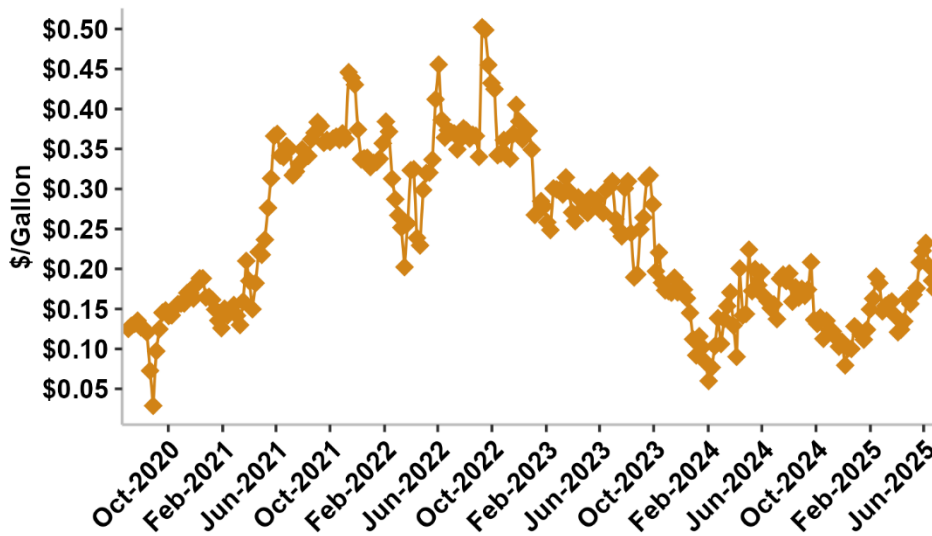
Source: World Perspectives, Inc.

### FOB Ethanol Prices, U.S. Gulf and Santos, Brazil



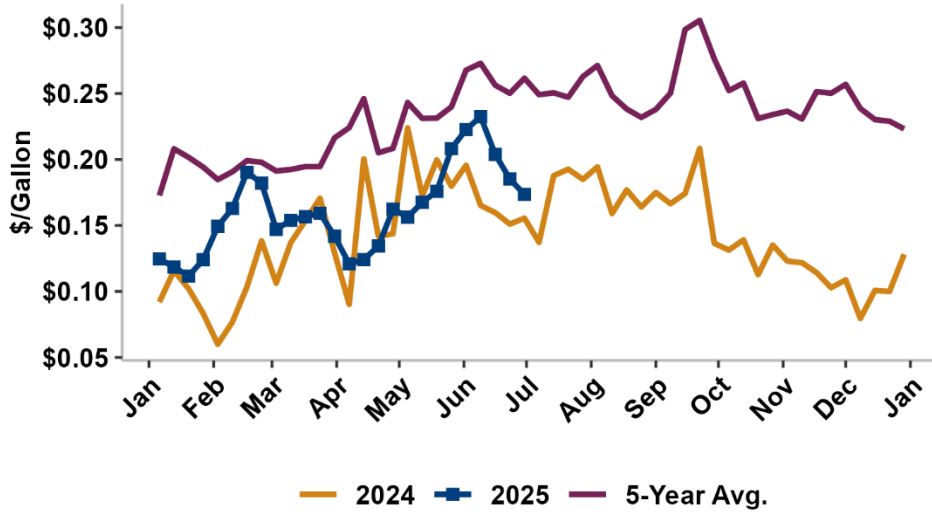
Source: World Perspectives, Inc.

### FOB Santos, Brazil Anhydrous - Hydrous Ethanol Spread



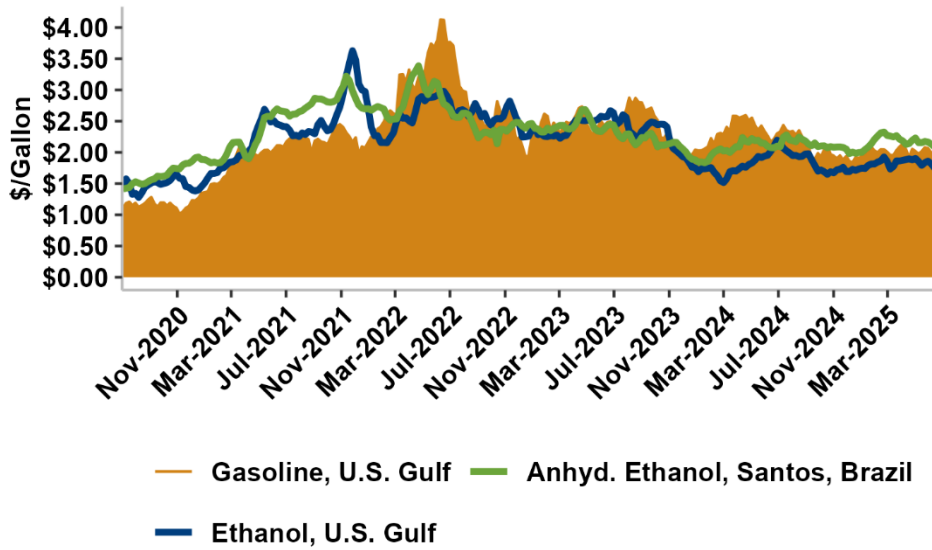
Source: World Perspectives, Inc.

### Seasonal Trends in Brazil's Anhydrous - Hydrous Ethanol Spread



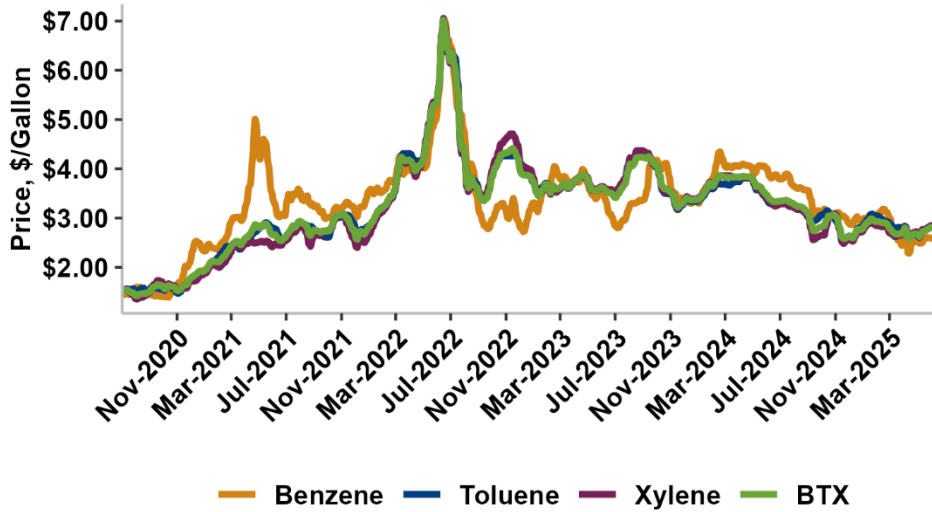
Source: World Perspectives, Inc.

### FOB Gasoline and Ethanol Prices



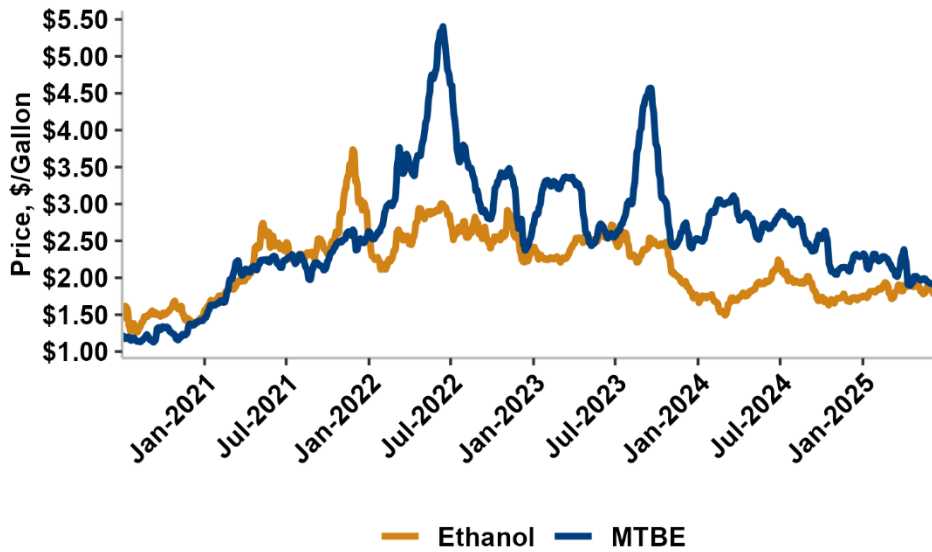
Source: World Perspectives, Inc.

### U.S. Benzene, Toluene, and Xylene Prices and Estimated BTX Value



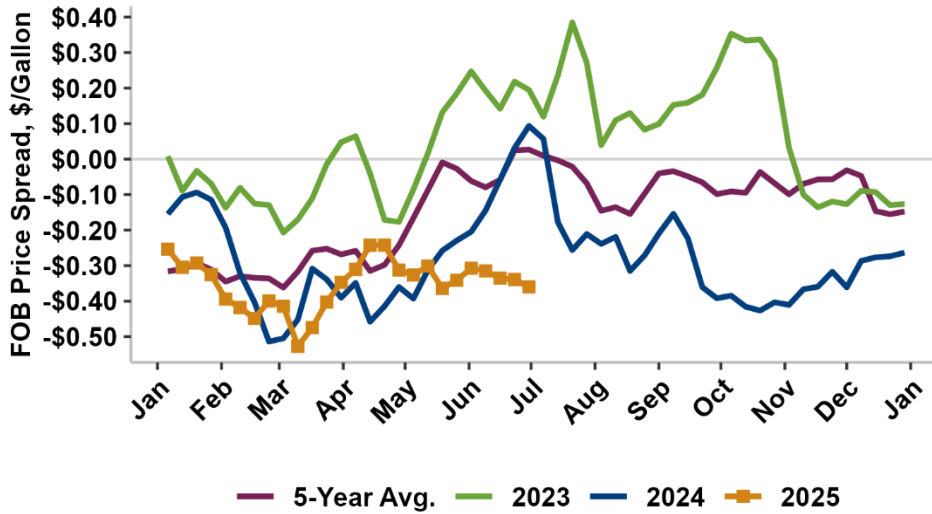
Source: World Perspectives, Inc.

### MTBE versus Ethanol Prices, FOB U.S. Gulf



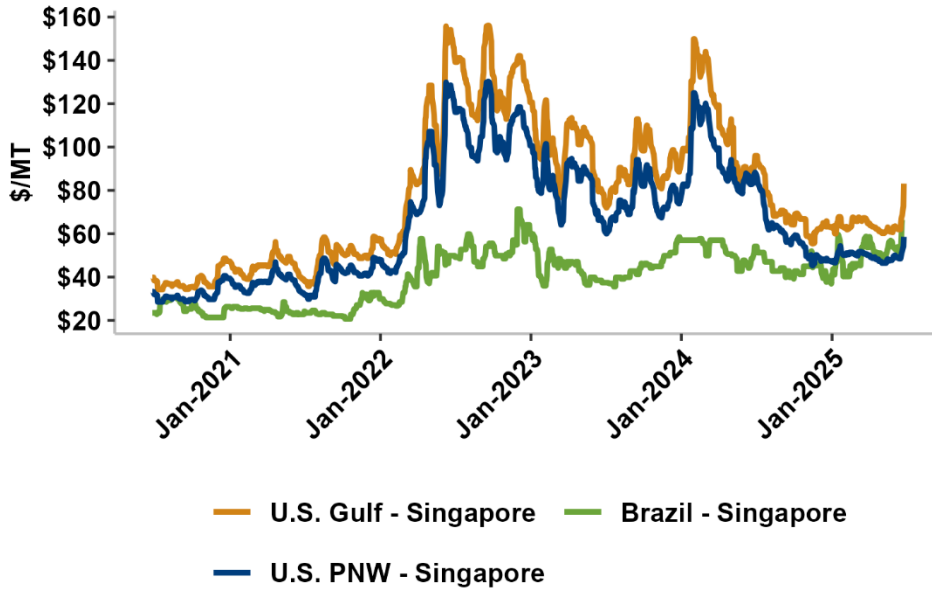
Source: World Perspectives, Inc.

### Seasonal Trends in U.S. Gulf - Santos, Brazil Ethanol FOB Price Spreads

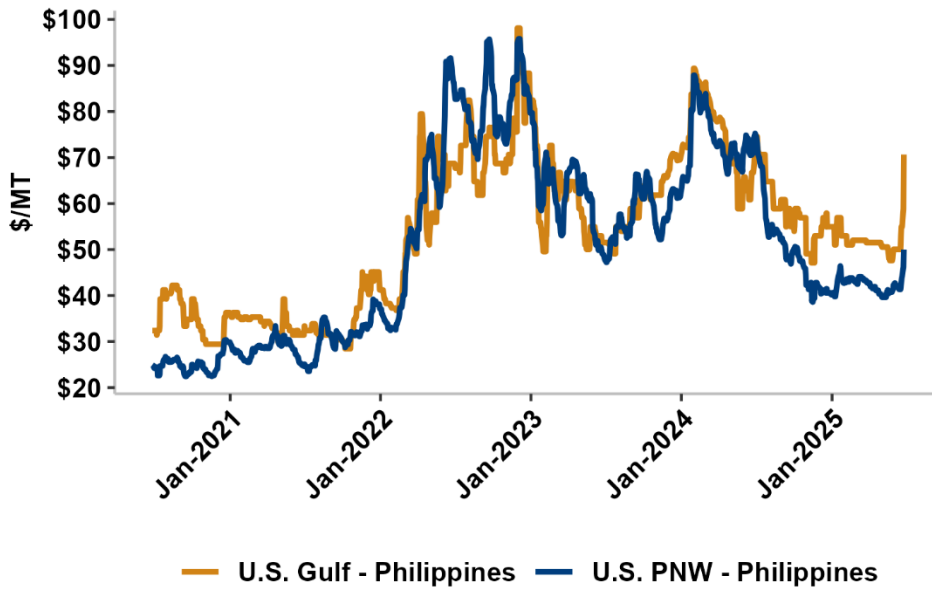


Source: World Perspectives, Inc.

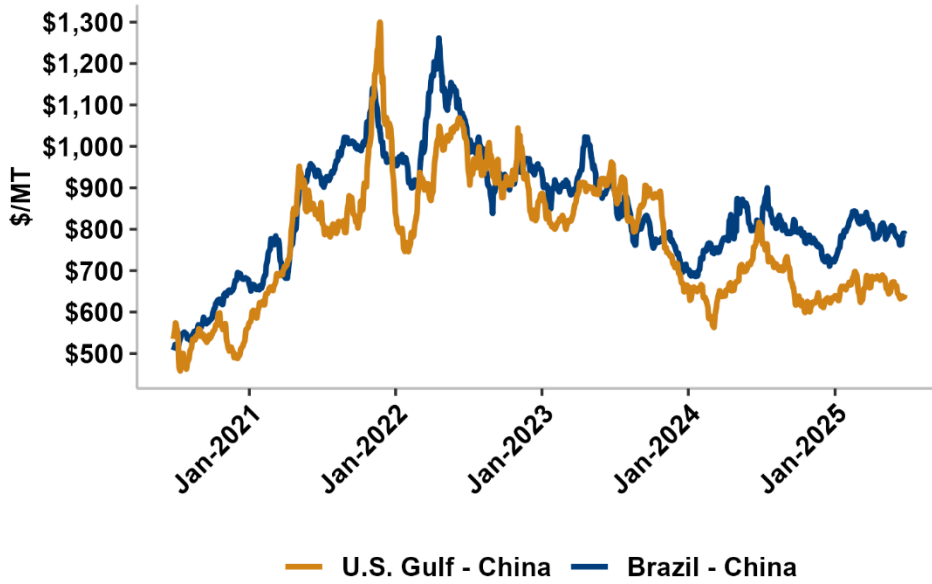
### Clean Liquid Tanker Freight Rates to Singapore



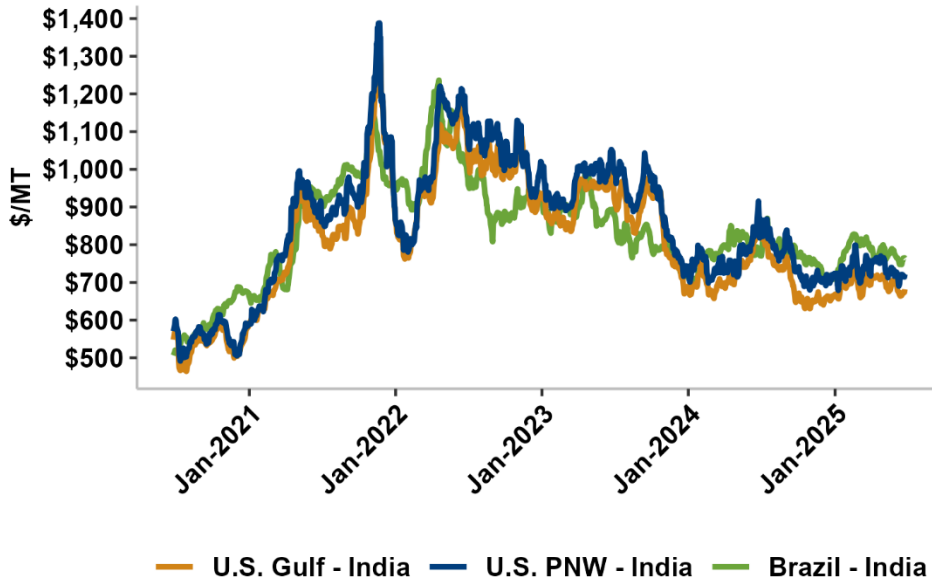
### Clean Liquid Tanker Freight Rates to the Philippines



### Estimated C&F Prices for Ethanol Delivered to China



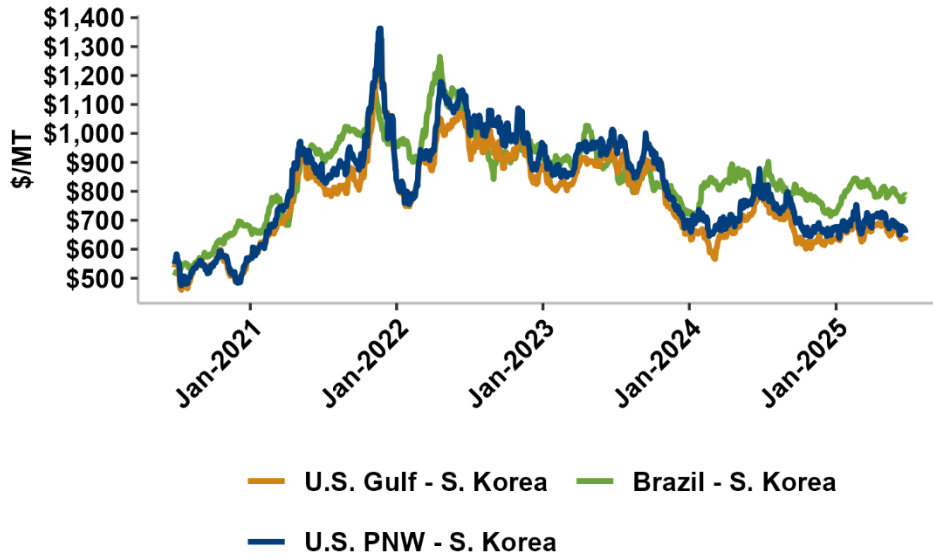
### Estimated C&F Prices for Ethanol Delivered to India



### Estimated C&F Prices for Ethanol Delivered to Singapore



### Estimated C&F Prices for Ethanol Delivered to South Korea



## Tariff Rates

\*\*\* Note: Recent policy developments have created sudden changes in the tariffs some countries apply to imported U.S. ethanol. The information below is believed to be accurate but may not reflect the latest policy developments. Traders should consult local government officials to ascertain current tariff rates. \*\*\*

| HS Codes   |                                                                                                                       |
|------------|-----------------------------------------------------------------------------------------------------------------------|
| HS Code    | Description                                                                                                           |
| 2207106010 | Ethyl alcohol, <b>undenatured</b> , of an alcoholic strength by volume of 80 percent or higher, <b>for fuel use</b> . |
| 2207200010 | Ethyl alcohol and other spirits, <b>denatured</b> , of any strength, <b>for fuel use</b> .                            |

| Global Tariff Rates on U.S. Ethanol |                         |               |                                    |                                                                                                                                                                                                         |
|-------------------------------------|-------------------------|---------------|------------------------------------|---------------------------------------------------------------------------------------------------------------------------------------------------------------------------------------------------------|
| Country                             | HS Code                 | Rates of Duty |                                    | Notes                                                                                                                                                                                                   |
|                                     |                         | General       | Special                            |                                                                                                                                                                                                         |
| <b>Angola</b>                       | Undenatured             | 55%           | 15% VAT                            | Tariffs on ethanol were lowered from 60% in 2024                                                                                                                                                        |
|                                     | Denatured               | 55%           |                                    |                                                                                                                                                                                                         |
| <b>Brazil</b>                       | Undenatured             | 18%           | -                                  |                                                                                                                                                                                                         |
|                                     | Denatured               | 18%           | -                                  |                                                                                                                                                                                                         |
| <b>Canada</b>                       | Undenatured             | -             | 5% VAT                             | USMCA                                                                                                                                                                                                   |
|                                     | Denatured               | -             |                                    |                                                                                                                                                                                                         |
| <b>China</b>                        | Undenatured             | 10%           | VAT on imports of 13%.             | 90-day pause in retaliatory tariffs starting 12 May 2025                                                                                                                                                |
|                                     | Denatured               | 10%           |                                    |                                                                                                                                                                                                         |
| <b>Colombia</b>                     | Undenatured             | -             | \$0.1997/gallon + 10% VAT          | In January 2023, the Colombian Ministry of Trade, Industry and Tourism's (MINCIT) extended the 20-cent CVD for 5 years.                                                                                 |
|                                     | Denatured               | -             | \$0.1997/gallon + 10% VAT          |                                                                                                                                                                                                         |
| <b>Egypt</b>                        | Undenatured             | 10%           | Plus the larger of 150% or EGP15/L | 14% VAT                                                                                                                                                                                                 |
|                                     | Denatured, for fuel use | 10%           | Plus the larger of 150% or EGP15/L |                                                                                                                                                                                                         |
|                                     | Denatured, not for fuel | 10%           | -                                  |                                                                                                                                                                                                         |
| <b>European Union</b>               | Undenatured             | -             | EUR 0.192/L                        | Erga Omnes tariffs, plus 21% VAT                                                                                                                                                                        |
|                                     | Denatured               | -             | EUR 0.102/L                        |                                                                                                                                                                                                         |
| <b>Ghana</b>                        | Undenatured             | 20%           | VAT on imports of 15%              |                                                                                                                                                                                                         |
|                                     | Denatured               | 20%           |                                    |                                                                                                                                                                                                         |
| <b>India</b>                        | Undenatured             | 150%          | -                                  | Domestic ethanol supplied to OMC's for blending is subject to a combined Central and State GST of 5%.<br>Ethyl alcohol for other/industrial uses is subject to a combined Central and State GST of 18%. |
|                                     | Denatured               | 5%            |                                    |                                                                                                                                                                                                         |
| <b>Indonesia</b>                    | Undenatured             | 30%           | -                                  | Plus Excise duty of 20,000 IDR per L & 14% VAT                                                                                                                                                          |
|                                     | Denatured               | 30%           |                                    |                                                                                                                                                                                                         |
| <b>Japan</b>                        | Undenatured             | -             | -                                  | Plus 10% excise duty                                                                                                                                                                                    |
|                                     | Denatured               | -             | JPY38.1/L                          |                                                                                                                                                                                                         |

## Global Tariff Rates on U.S. Ethanol

| Country                                       | HS Code                                       | Rates of Duty            |                                                                                        | Notes                                                                                                                                     |
|-----------------------------------------------|-----------------------------------------------|--------------------------|----------------------------------------------------------------------------------------|-------------------------------------------------------------------------------------------------------------------------------------------|
|                                               |                                               | General                  | Special                                                                                |                                                                                                                                           |
| <b>Kenya</b>                                  | Undenatured                                   | 35%                      | -                                                                                      | Plus 16% VAT & the greater of 4% or KES 5,000                                                                                             |
|                                               | Denatured                                     | 35%                      | -                                                                                      |                                                                                                                                           |
| <b>Korea, South</b>                           | Undenatured                                   | -                        | VAT on imports of 10%                                                                  | KORUS                                                                                                                                     |
|                                               | Denatured                                     | -                        | -                                                                                      |                                                                                                                                           |
| <b>Mexico</b>                                 | Undenatured                                   | -                        | VAT on imports of 16%                                                                  | USMCA                                                                                                                                     |
|                                               | Denatured                                     | -                        | -                                                                                      |                                                                                                                                           |
| <b>Morocco</b>                                | Undenatured                                   | -                        | VAT on imports of 20%                                                                  | U.S.-Morocco Free Trade Agreement                                                                                                         |
|                                               | Denatured                                     | -                        | -                                                                                      |                                                                                                                                           |
| <b>Nigeria</b>                                | Undenatured                                   | 20%                      | 7.5% VAT on imports                                                                    |                                                                                                                                           |
|                                               | Denatured                                     | 10%                      | -                                                                                      |                                                                                                                                           |
| <b>Oman</b>                                   | Undenatured                                   | -                        | VAT on imports of 5%                                                                   | U.S.-Oman FTA                                                                                                                             |
|                                               | Denatured                                     | -                        | -                                                                                      |                                                                                                                                           |
| <b>Peru</b>                                   | Undenatured                                   | -                        | VAT on imports of 18%                                                                  | U.S.-Peru Trade Promotion Agreement lowered U.S. import duties to 3% (denatured) and 0% (undenatured). Denatured duty down to 0% in 2018. |
|                                               | Denatured                                     | -                        | -                                                                                      |                                                                                                                                           |
| <b>Philippines</b>                            | Undenatured                                   | -                        | -                                                                                      | 1% additional duty imposed if imported ethanol is to be used for fuel-blending purposes under Philippine Fuel Ethanol Program.            |
|                                               | Denatured                                     | -                        | -                                                                                      |                                                                                                                                           |
| <b>Saudi Arabia</b>                           | Undenatured                                   | 5%                       | VAT on imports of 15%                                                                  | GCC common external tariff.                                                                                                               |
|                                               | Denatured                                     | 5%                       | -                                                                                      |                                                                                                                                           |
| <b>Singapore</b>                              | Undenatured                                   | -                        | VAT on imports of 9%                                                                   | SDG88/liter excise duty per L of pure alcohol.                                                                                            |
|                                               | Denatured                                     | -                        | -                                                                                      |                                                                                                                                           |
| <b>South Africa</b>                           | Undenatured                                   | -                        | ZAR3.17/L                                                                              | Plus Excise duty of ZAR 274.39/L and 15% VAT                                                                                              |
|                                               | Denatured                                     | -                        | -                                                                                      |                                                                                                                                           |
| <b>Taiwan</b>                                 | Undenatured                                   | 20%                      | 5% VAT                                                                                 |                                                                                                                                           |
|                                               | Denatured                                     | 20%                      | -                                                                                      |                                                                                                                                           |
| <b>Turkey</b>                                 | Undenatured                                   |                          |                                                                                        |                                                                                                                                           |
|                                               | Extr. from ag products,                       | 45%                      | -                                                                                      | VAT on imports of undenatured ethanol of 20%                                                                                              |
|                                               | Extr. from ag products, in immediate pickings | 50%                      | -                                                                                      |                                                                                                                                           |
|                                               | Other, ethyl alcohol, bulk                    | -                        | TRY19.2 / hl                                                                           |                                                                                                                                           |
|                                               | Denatured                                     |                          |                                                                                        |                                                                                                                                           |
| Extr. from ag products,                       | 25%                                           | -                        | Excise duty of TRY1,062.6209 / liter of pure alcohol on all denatured alcohol imports. |                                                                                                                                           |
| Extr. from ag products, in immediate pickings | 30%                                           | -                        |                                                                                        |                                                                                                                                           |
| Other, ethyl alcohol, bulk                    | -                                             | TRY10.2 per % VOL per hl |                                                                                        |                                                                                                                                           |
| <b>United Arab Emirates</b>                   | Undenatured                                   | 5%                       | VAT on imports of 5%                                                                   | GCC common external tariff.                                                                                                               |
|                                               | Denatured                                     | 5%                       | -                                                                                      |                                                                                                                                           |
| <b>United Kingdom</b>                         | Undenatured                                   | 0%                       | VAT on imports of 20%                                                                  | Tariffs eliminated in May 2025 UK-US trade deal                                                                                           |
|                                               | Denatured                                     | 0%                       | -                                                                                      |                                                                                                                                           |
| <b>Vietnam</b>                                | Undenatured                                   | 5%                       | -                                                                                      | Lowered from 15% on 15 July 2023, Lowered from 10% on 25 March 2025                                                                       |
|                                               | Denatured                                     | 5%                       | -                                                                                      |                                                                                                                                           |

Note: Unit of Quantity for tariffs is \$/liter unless otherwise noted.

**Tariff Rate Database:** If you are interested in tariff rate data for U.S. export markets, click [here](#).

## Additional Market Resources

---

### USDA GAIN Reports

| Report Title                                                                     | Description                                                                                                                            |
|----------------------------------------------------------------------------------|----------------------------------------------------------------------------------------------------------------------------------------|
| <a href="#">Argentina Biofuels Annual 2024 (GAIN)</a>                            | This report provides an overview on biofuel use in Argentina.                                                                          |
| <a href="#">Australia Biofuels Annual 2022 (GAIN)</a>                            | This report provides an overview on biofuel use in Australia.                                                                          |
| <a href="#">Brazil Biofuels Annual 2024 (GAIN)</a>                               | This report provides an overview on biofuel use in Brazil.                                                                             |
| <a href="#">Canada Biofuels Annual 2024 (GAIN)</a>                               | This report provides an overview on biofuel use in Canada.                                                                             |
| <a href="#">China Biofuels Annual 2024 (GAIN)</a>                                | This report provides an overview on biofuel use in China.                                                                              |
| <a href="#">Colombia Biofuels Annual 2024 (GAIN)</a>                             | This report provides an overview on biofuel use in Colombia.                                                                           |
| <a href="#">Ethanol Industry Emerging in Ecuador (GAIN)</a>                      | This report highlights Ecuador's emerging ethanol industry.                                                                            |
| <a href="#">EU-27 Biofuels Annual 2024 (GAIN)</a>                                | This report provides an overview on biofuel use in the EU-27.                                                                          |
| <a href="#">EU-27: Biofuel Mandates in the EU by Member State in 2024 (GAIN)</a> | This report provides an overview on the biofuel use mandates in the EU member states and supplements the EU-27 Biofuels Annual Report. |
| <a href="#">India Biofuels Annual 2025 (GAIN)</a>                                | This report provides an overview on biofuel use in India.                                                                              |
| <a href="#">Indonesia Biofuels Annual 2024 (GAIN)</a>                            | This report provides an overview on biofuel use in Indonesia.                                                                          |
| <a href="#">Japan Biofuels Annual 2024 (GAIN)</a>                                | This report provides an overview on biofuel use in Japan.                                                                              |
| <a href="#">Malaysia Biofuels Annual 2024 (GAIN)</a>                             | This report provides an overview on biofuel use in Malaysia.                                                                           |
| <a href="#">Peru Biofuels Annual 2024 (GAIN)</a>                                 | This report provides an overview on biofuel use in Peru.                                                                               |
| <a href="#">Philippines Biofuels Annual 2024 (GAIN)</a>                          | This report provides an overview on biofuel use in the Philippines.                                                                    |
| <a href="#">Thailand Biofuels Annual 2024 (GAIN)</a>                             | This report provides an overview on biofuel use in Thailand.                                                                           |